


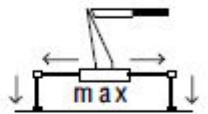
FASSI

L826/ F1450R.2.8-HXP

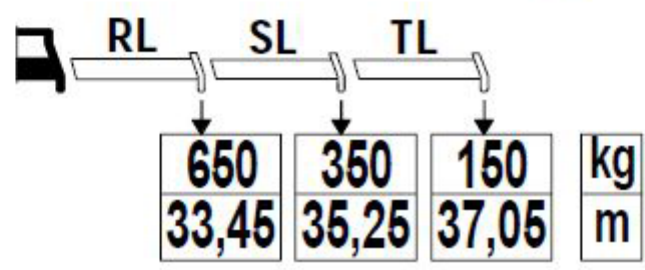
= Pmax 3000 kg

= Tmax 3000 daN

n = 1



kg	1840	1700	1465	1280
m	22,70	24,00	26,75	29,90
	1570	1365	1200	
	25,35	28,30	31,60	



RL (36) SL (25) TL (15)

V30 (325)

DE 18945A